

Scaled data based on original data using
LM-79-08 Approved Method: Electrical and Photometric Measurements of Solid-
State Lighting Products

Test Report Prepared for
Cooper Lighting Solutions
(formerly Eaton)

Brand: McGRAW-EDISON

Report Number: P200205

Luminaire Tested: **GWC-AF-01-LED-E1-T4FT-800**

Issue Date: 3/3/2020

Test Information

Test Method: LM-79-08
Report Number: P200205
TEST IS SCALED FROM IESNA LM-79-08 TEST DATA (P24295)
Test Lab: INNOVATION CENTER P2
Issue Date: 3/3/2020
Manufacturer: COOPER LIGHTING SOLUTIONS (FORMERLY EATON)
Product Line: MCGRAW-EDISON
Catalog Number: GWC-AF-01-LED-E1-T4FT-800
Description: GALLEON WALL LUMINAIRE
(1) 70 CRI, 4000K, 800mA LIGHTSQUARE WITH 16 LEDS EACH AND TYPE IV FORWARD THROW OPTICS
Light Source: -
Ballast/Driver: ELECTRONIC DRIVER

Summary

Lumens per Lamp: N/A
Luminaire Lumens: 5285.6 lumens
Efficiency: N/A
Efficacy: 120.1 lumens/watt
Luminous Opening: Rectangular (W 0.5' x L: 0.5' x H: 0')
IES Classification: Type IV - Short - Non-Cutoff
BUG Rating: B1 - U0 - G2

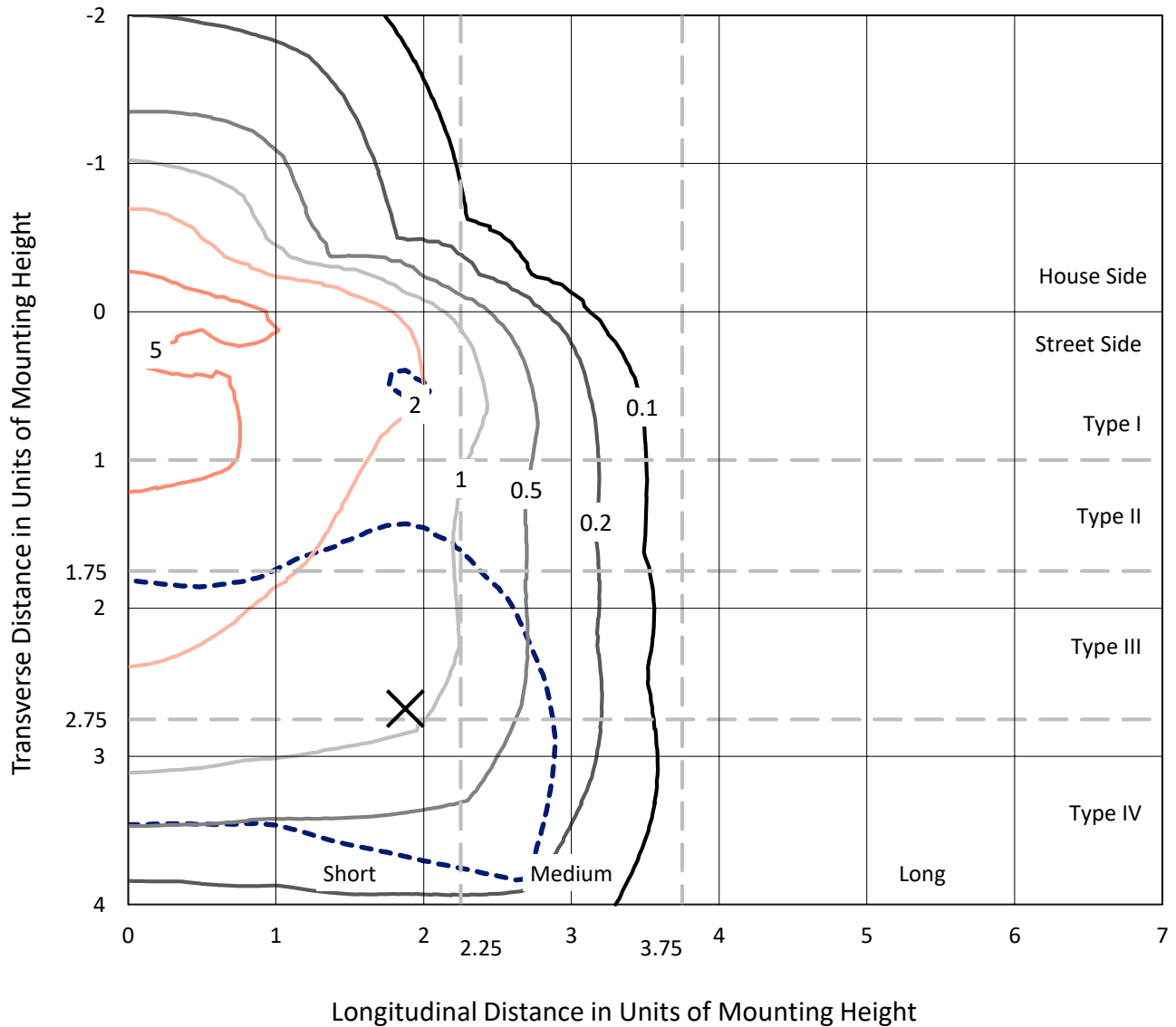
Input Watts (W): 44
Input Voltage (V): NR
Input Current (Ain): NR
Voltage Rise (V): NR
Power Factor: NR
Total Harmonic Distortion (THDi): NR
Frequency (hertz): 60
Stabilization Time: NR
Operation Time: NR
Ambient Temperature (°C): NR
Test Distance: 25 FT



REPORT NUMBER: P200205
 CATALOG NUMBER: GWC-AF-01-LED-E1-T4FT-800

Iso-Footcandle Lines of Horizontal Illumination

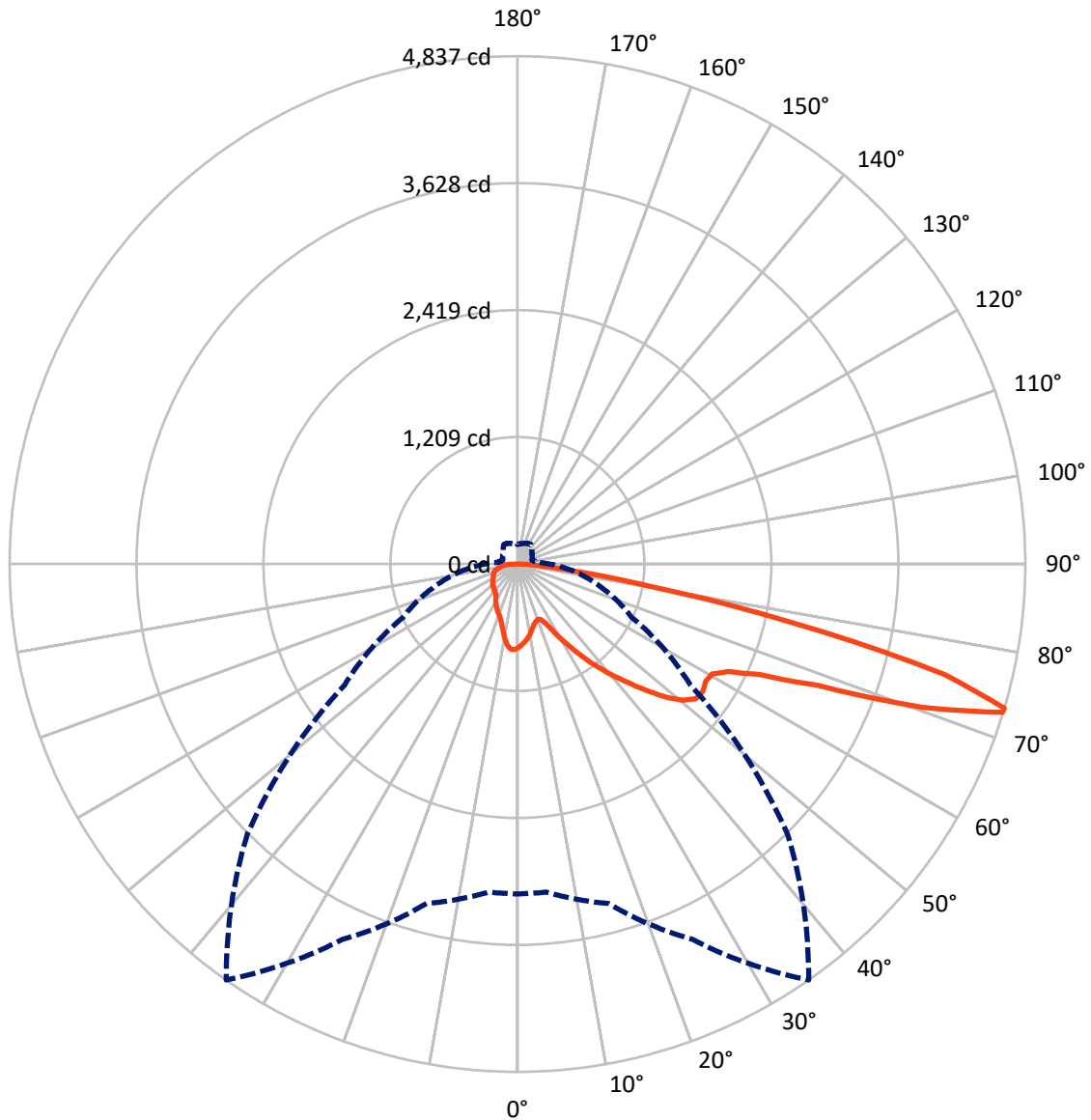
× Max cd
 - - - 1/2 Max cd



Based on 10 foot mounting height. Maximum calculated value = 8 fc
 Type IV - Short - Non-Cutoff

REPORT NUMBER: P200205
CATALOG NUMBER: GWC-AF-01-LED-E1-T4FT-800

Luminous Intensity Polar Plot



— Vertical Plane Through 35-Deg Lateral - - - Horizontal Cone Through 73-Deg Vertical

REPORT NUMBER: P200205

CATALOG NUMBER: GWC-AF-01-LED-E1-T4FT-800

FLUX DISTRIBUTION:

		Downward	Upward	Total
House Side	Lumens	1008.1	0.0	1008.1
	% Fixture	19.1	0.0	19.1
Street Side	Lumens	4277.5	0.0	4277.5
	% Fixture	80.9	0.0	80.9
Total	Lumens	5285.6	0.0	5285.6
	% Fixture	100.0	0.0	100.0

ZONAL LUMENS:

Zone	Lumens	% Fixture
0°-10°	72.2	1.4
10°-20°	180.2	3.4
20°-30°	291.4	5.5
30°-40°	488.6	9.2
40°-50°	753.2	14.3
50°-60°	1010.5	19.1
60°-70°	1346.2	25.5
70°-80°	1026.8	19.4
80°-90°	116.4	2.2
90°-100°	0.0	0.0
100°-110°	0.0	0.0
110°-120°	0.0	0.0
120°-130°	0.0	0.0
130°-140°	0.0	0.0
140°-150°	0.0	0.0
150°-160°	0.0	0.0
160°-170°	0.0	0.0
170°-180°	0.0	0.0
0°-90°	5285.6	100.0
0°-180°	5285.6	100.0

Coefficient of Utilization



REPORT NUMBER: P200205

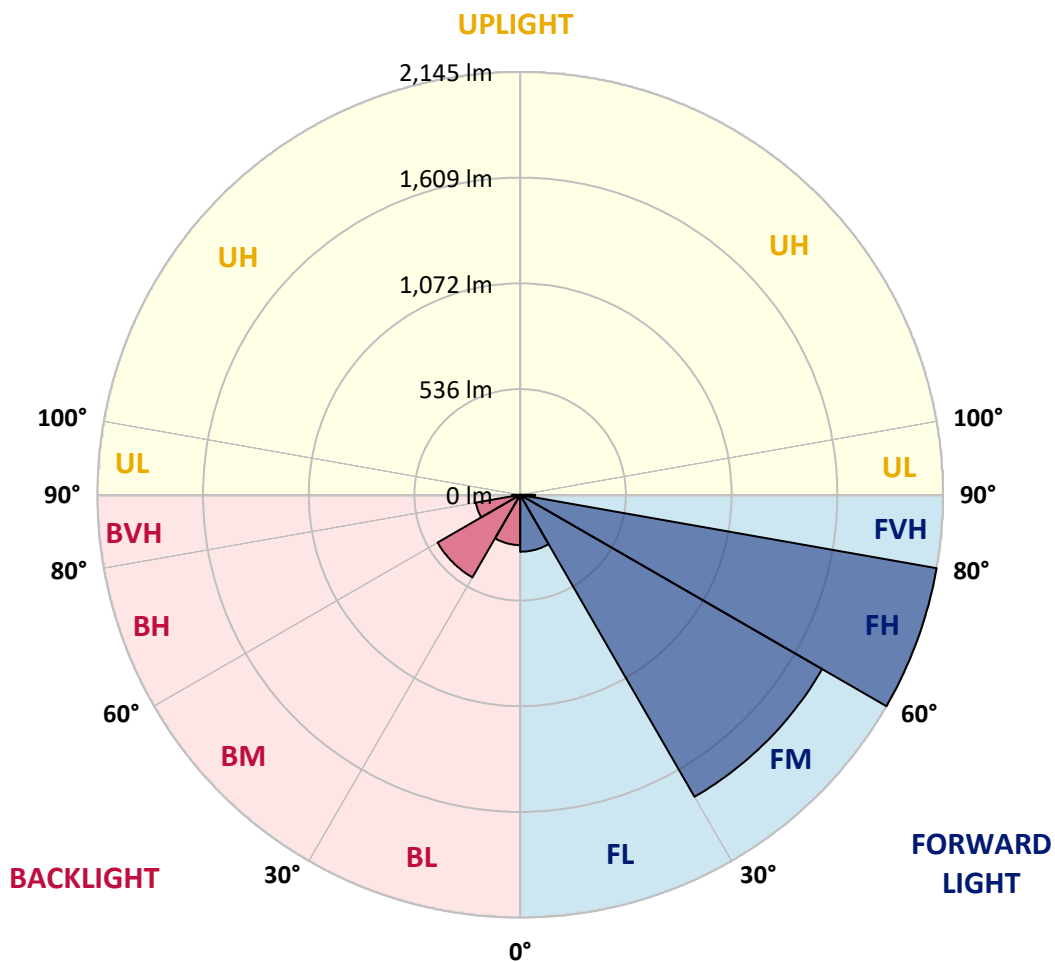
CATALOG NUMBER: GWC-AF-01-LED-E1-T4FT-800

LUMINAIRE CLASSIFICATION SYSTEM LUMEN TABLE AND BUG RATING:

Zone		Lumens	% Fixture	Zone Rating/Lumen Limit		
				B	U	G
FL	(0°-30°)	288.8	5.5			
FM	(30°-60°)	1768.6	33.5			
FH	(60°-80°)	2144.9	40.6			G2/5000
FVH	(80°-90°)	75.2	1.4			G1/100
BL	(0°-30°)	255.1	4.8	B1/500		
BM	(30°-60°)	483.8	9.2	B1/1000		
BH	(60°-80°)	228.1	4.3	B1/500		G1/500
BVH	(80°-90°)	41.1	0.8			G1/100
UL	(90°-100°)	0.0	0.0		U0/0	
UH	(100°-180°)	0.0	0.0		U0/0	

BUG Rating: B1-U0-G2

Type IV Short





REPORT NUMBER: P200205

CATALOG NUMBER: GWC-AF-01-LED-E1-T4FT-800

CANDELA DISTRIBUTION (FULL):

	0°	5°	15°	25°	35°	45°	55°	65°	75°	85°	90°
0°	797.8	797.8	797.8	797.8	797.8	797.8	797.8	797.8	797.8	797.8	797.8
2.5°	766.3	767.8	766.0	768.3	772.1	776.2	779.0	783.1	787.6	793.9	795.4
5°	730.3	732.5	732.5	736.6	744.0	750.5	756.7	763.2	772.8	783.8	788.1
7.5°	690.7	691.9	694.2	700.3	711.0	720.4	729.0	739.6	752.8	767.3	774.9
10°	642.9	644.7	648.2	656.9	671.4	684.3	696.7	711.5	728.2	746.2	755.9
12.5°	609.2	608.7	610.2	616.5	629.2	645.0	663.0	681.8	702.4	723.4	735.1
15°	597.7	594.9	589.1	587.6	594.4	610.2	631.0	654.1	678.7	704.1	718.5
17.5°	604.9	600.1	584.0	572.3	571.3	583.3	605.4	631.3	659.7	690.7	708.7
20°	649.6	638.1	598.7	571.6	562.2	568.0	587.4	614.8	648.2	689.4	712.5
22.5°	756.4	739.6	656.1	605.6	573.9	566.8	581.2	610.4	649.6	705.1	734.6
25°	912.0	888.1	754.6	690.4	624.9	587.1	590.3	620.3	667.6	741.6	777.2
27.5°	1034.8	1019.4	883.3	810.0	717.8	641.9	620.1	645.2	704.4	801.6	837.9
30°	1108.0	1098.5	1020.9	945.5	836.4	729.3	677.0	691.9	762.0	884.5	914.5
32.5°	1192.7	1187.1	1149.1	1079.7	964.2	843.9	767.0	761.7	839.1	984.3	998.0
35°	1280.5	1278.8	1256.4	1206.7	1101.6	995.2	886.6	850.6	923.1	1087.9	1079.2
37.5°	1362.3	1359.2	1346.3	1317.4	1245.2	1157.7	1008.4	941.6	1013.7	1186.8	1148.6
40°	1512.7	1488.9	1444.5	1422.6	1390.4	1294.4	1105.1	1026.7	1107.7	1281.2	1208.4
42.5°	1696.3	1657.5	1574.7	1544.8	1540.2	1402.4	1171.2	1109.2	1202.4	1374.9	1267.3
45°	1840.7	1804.2	1732.9	1695.0	1711.8	1500.1	1237.4	1197.3	1299.9	1473.2	1328.0
47.5°	1994.8	1937.4	1842.9	1854.4	1890.9	1592.4	1304.9	1292.0	1406.7	1583.1	1403.4
50°	2000.4	1956.5	1915.1	1983.4	2040.2	1677.5	1389.4	1391.2	1537.4	1721.4	1503.6
52.5°	1884.4	1875.0	1940.7	2048.0	2130.1	1744.7	1485.6	1493.7	1704.6	1880.3	1613.8
55°	1843.8	1833.1	1909.0	2025.4	2142.3	1800.4	1590.0	1604.7	1907.0	2047.8	1721.1
57.5°	1942.8	1919.2	1924.2	2014.8	2112.6	1861.3	1703.6	1733.4	2126.7	2194.3	1790.2
60°	2219.4	2168.9	2072.9	2070.7	2128.6	1952.6	1835.2	1871.4	2355.2	2264.3	1763.3
62.5°	2607.5	2557.0	2377.3	2260.3	2251.6	2103.4	1996.6	2006.2	2487.2	2169.4	1599.1
65°	3027.5	2982.4	2781.6	2616.4	2536.7	2353.2	2184.1	2066.4	2444.0	1908.2	1311.7
67.5°	3537.5	3489.0	3316.4	3163.9	3087.3	2756.2	2315.9	2008.8	2170.2	1478.3	943.0
70°	3894.2	3844.7	3776.6	3900.2	4087.8	3337.8	2332.8	1774.5	1620.9	982.5	567.5
72.5°	3428.8	3405.8	3529.9	4050.5	4831.7	3690.6	2108.7	1292.0	941.4	521.6	328.5
73°	3141.6	3136.5	3348.1	3945.1	4837.0	3636.3	2010.5	1200.8	807.4	461.5	300.2
75°	1418.6	1459.4	1923.5	3013.4	4202.5	2996.3	1415.0	688.9	456.1	318.8	226.7
77.5°	340.8	355.1	601.8	1431.0	2653.9	1785.7	641.2	340.6	291.6	225.2	165.5
80°	145.2	150.0	231.7	528.7	1249.5	719.0	295.4	228.2	201.8	157.1	116.0
82.5°	80.7	85.8	131.4	239.9	504.3	245.2	180.2	158.9	132.8	94.7	75.4
85°	45.7	48.5	76.9	134.0	213.7	98.5	107.9	105.6	74.9	48.7	37.0
87.5°	21.6	23.3	37.0	62.2	83.8	38.6	54.8	60.5	47.0	29.7	19.3
90°	0.0	0.0	0.0	0.0	0.0	0.0	0.0	0.0	0.0	0.0	0.0



REPORT NUMBER: P200205

CATALOG NUMBER: GWC-AF-01-LED-E1-T4FT-800

CANDELA DISTRIBUTION (continued):

	95°	105°	115°	125°	135°	145°	155°	165°	175°	180°
0°	797.8	797.8	797.8	797.8	797.8	797.8	797.8	797.8	797.8	797.8
2.5°	797.3	801.8	807.1	810.0	812.5	815.5	818.6	818.6	819.1	819.4
5°	791.7	801.1	809.5	812.9	813.8	813.8	812.9	808.9	805.4	806.9
7.5°	780.0	793.7	800.8	799.5	789.9	778.8	769.4	757.9	752.1	751.1
10°	763.2	779.0	780.2	767.5	743.7	719.9	700.0	680.8	671.6	669.3
12.5°	744.7	759.1	751.1	724.9	686.6	651.8	626.7	607.1	598.5	596.2
15°	729.8	739.6	719.0	677.9	629.7	592.9	572.1	557.6	551.6	549.7
17.5°	721.9	723.9	686.3	630.8	579.5	548.7	535.8	529.0	526.7	525.4
20°	725.7	711.5	655.1	586.9	538.4	516.8	513.7	512.0	511.5	510.7
22.5°	744.7	707.7	626.5	545.2	502.3	493.0	495.4	495.2	494.7	494.2
25°	778.8	711.0	598.5	505.6	472.1	470.0	474.6	474.6	472.6	472.6
27.5°	823.7	717.8	567.3	468.0	444.7	445.0	448.5	447.4	445.2	443.7
30°	878.5	722.1	530.7	434.2	419.1	418.1	419.1	414.7	407.9	407.3
32.5°	934.6	716.8	488.4	404.4	391.9	389.6	388.8	382.8	374.9	372.6
35°	985.3	697.2	445.2	380.4	366.0	360.9	364.5	362.4	355.4	353.5
37.5°	1022.4	660.9	406.4	359.4	347.5	346.2	348.5	349.2	340.8	339.1
40°	1047.3	611.7	373.1	341.7	343.9	339.1	331.5	326.1	323.7	322.8
42.5°	1067.3	560.5	345.2	333.3	344.7	330.7	314.3	305.6	310.2	312.2
45°	1090.5	510.5	321.8	322.8	340.8	321.1	302.3	293.9	295.7	296.2
47.5°	1122.2	449.5	296.8	306.1	328.2	314.5	294.9	283.1	274.7	270.9
50°	1166.1	377.5	270.6	287.3	315.8	309.6	283.6	270.9	255.3	251.7
52.5°	1196.5	310.2	249.0	271.6	304.6	300.0	274.4	257.9	241.6	238.6
55°	1180.0	257.6	230.3	254.1	289.9	288.1	266.8	244.7	232.0	229.4
57.5°	1097.5	224.3	215.7	237.5	271.8	277.9	256.7	233.5	224.3	222.6
60°	940.2	203.6	206.6	226.4	257.2	267.8	246.4	227.4	221.4	220.0
62.5°	729.5	189.7	199.8	218.3	245.7	260.6	240.9	226.7	224.3	222.9
65°	522.6	178.4	192.4	210.1	235.3	254.1	238.9	225.7	226.2	224.8
67.5°	355.1	168.6	183.5	201.0	225.2	248.3	236.1	222.1	228.4	226.9
70°	248.5	158.9	173.1	189.3	212.5	240.1	231.0	216.8	216.3	210.1
72.5°	194.0	146.2	158.9	173.1	196.2	228.7	220.9	204.8	196.4	190.1
73°	185.1	143.1	155.4	169.5	192.6	225.9	218.0	201.5	192.1	186.3
75°	153.0	129.9	141.2	153.9	177.4	212.7	204.3	186.6	174.6	171.0
77.5°	120.3	111.2	121.8	133.3	156.3	193.4	184.0	167.0	160.4	157.3
80°	89.1	92.2	101.6	111.7	135.5	172.9	164.5	147.5	176.9	169.5
82.5°	62.7	69.8	78.5	87.6	113.8	152.8	142.6	125.1	129.4	107.6
85°	37.0	45.7	53.8	61.7	81.9	126.6	117.7	99.7	81.7	77.9
87.5°	21.6	25.4	27.6	35.8	56.4	95.4	83.0	73.9	42.4	28.6
90°	0.0	0.0	0.0	0.0	0.0	0.0	0.0	0.0	0.0	0.0

(END OF REPORT)